



First Grade Blizzard Bag Lesson Plan

Day 2



These lessons were designed to substitute a full class day of instruction. Each lesson should take anywhere from 15-30 minutes. Please assist your child in completing these activities.

Lesson 1: Reading Comprehension

1. Read the nonfiction text about elephants and answer the questions.
2. Read The Reading Chair and answer the questions/draw the chair.

Lesson 2: Math

1. So Many Marshmallows: Write how many tens and ones. Then write the number.
2. Addition and Subtraction Facts 0-18: Add or subtract to solve the problems.

Lesson 3: Social Studies:


1. Special Presidents: Complete each sentence. Use the word bank.



Name _____

!RIT!

Read the text below and answer the questions.



Elephants are huge animals with long trunks. An elephant's trunk can be 7 feet long. Elephants can smell with their trunks. They can also pick up things with their trunks. Elephants can even suck up water into their trunks so they can drink it or spray it on themselves. Would you like to have a trunk?

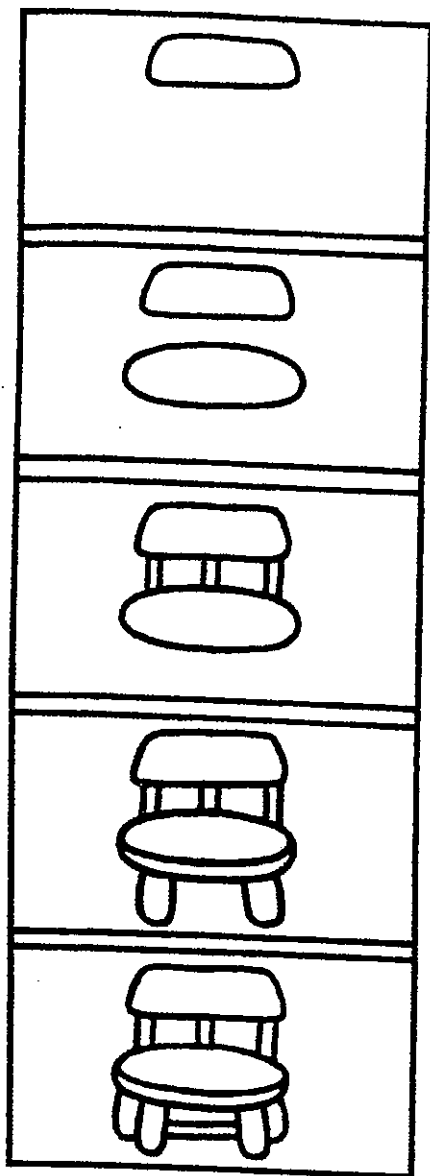
1. What animal is the story about? _____

2. How long can an elephant's trunk be? _____

3. What else can elephant's use their trunks for? _____

4. Where are elephant's trunks? _____

Name _____



The Reading Chair

This is my own chair.
It is painted yellow.
My name is on the chair.
I sit on my chair to read.
My chair is on a rug.


1. What color is my chair?

2. What do I do on my chair?

3. What is on the rug?

4. Whose name is on the chair?

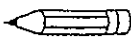
Draw my chair on the rug. Color the picture.




Name _____

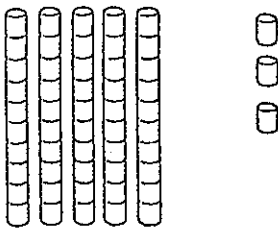
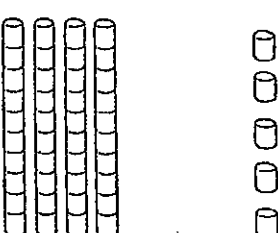
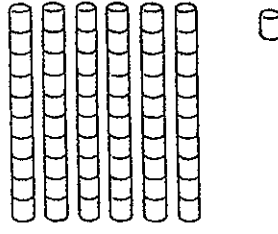
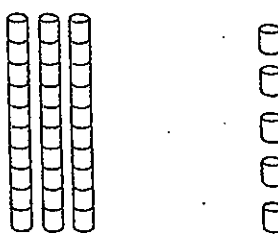
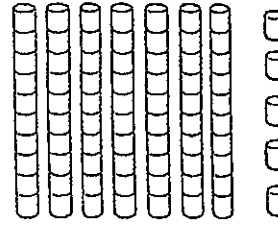
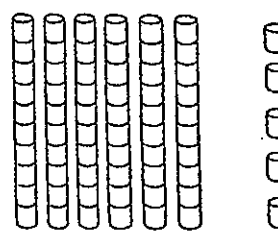
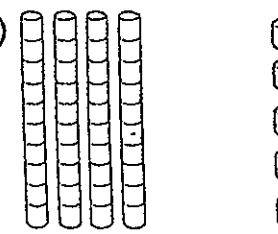
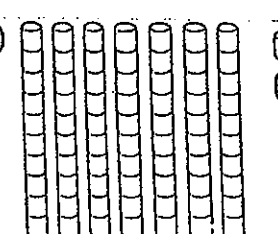
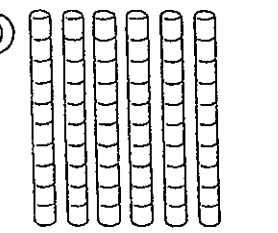
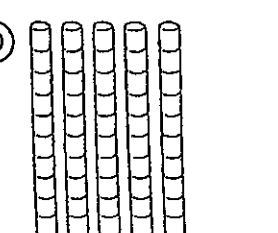
Place Value
Tens and ones to 75

So Many Marshmallows

 Write how many tens and ones.

 Write the number.




A 	<table border="1"> <thead> <tr> <th>tens</th> <th>ones</th> </tr> </thead> <tbody> <tr> <td> </td> <td> </td> </tr> </tbody> </table>	tens	ones			B 	<table border="1"> <thead> <tr> <th>tens</th> <th>ones</th> </tr> </thead> <tbody> <tr> <td> </td> <td> </td> </tr> </tbody> </table>	tens	ones		
tens	ones										
tens	ones										
C 	<table border="1"> <thead> <tr> <th>tens</th> <th>ones</th> </tr> </thead> <tbody> <tr> <td> </td> <td> </td> </tr> </tbody> </table>	tens	ones			D 	<table border="1"> <thead> <tr> <th>tens</th> <th>ones</th> </tr> </thead> <tbody> <tr> <td> </td> <td> </td> </tr> </tbody> </table>	tens	ones		
tens	ones										
tens	ones										
E 	<table border="1"> <thead> <tr> <th>tens</th> <th>ones</th> </tr> </thead> <tbody> <tr> <td> </td> <td> </td> </tr> </tbody> </table>	tens	ones			F 	<table border="1"> <thead> <tr> <th>tens</th> <th>ones</th> </tr> </thead> <tbody> <tr> <td> </td> <td> </td> </tr> </tbody> </table>	tens	ones		
tens	ones										
tens	ones										
G 	<table border="1"> <thead> <tr> <th>tens</th> <th>ones</th> </tr> </thead> <tbody> <tr> <td> </td> <td> </td> </tr> </tbody> </table>	tens	ones			H 	<table border="1"> <thead> <tr> <th>tens</th> <th>ones</th> </tr> </thead> <tbody> <tr> <td> </td> <td> </td> </tr> </tbody> </table>	tens	ones		
tens	ones										
tens	ones										
I 	<table border="1"> <thead> <tr> <th>tens</th> <th>ones</th> </tr> </thead> <tbody> <tr> <td> </td> <td> </td> </tr> </tbody> </table>	tens	ones			J 	<table border="1"> <thead> <tr> <th>tens</th> <th>ones</th> </tr> </thead> <tbody> <tr> <td> </td> <td> </td> </tr> </tbody> </table>	tens	ones		
tens	ones										
tens	ones										

Bonus: Draw tens and ones to show the numbers. 25 32 12

Name _____

Use addition or subtract to solve the problems. Don't catch a cold!



b.
 $16 - 9 = \underline{\quad}$

c.
 $12 - 8 = \underline{\quad}$

d.
 $13 - 5 = \underline{\quad}$

a.
 $8 + 8 = \underline{\quad}$

e.
 $4 + 1 = \underline{\quad}$

f.
 $3 + 9 = \underline{\quad}$

g.
 $11 - 2 = \underline{\quad}$

h.
 $9 - 5 = \underline{\quad}$

i.
 $9 + 9 = \underline{\quad}$

j.
 $7 + 8 = \underline{\quad}$

k.
 $10 - 9 = \underline{\quad}$

l.
 $11 - 3 = \underline{\quad}$

m.
 $2 + 9 = \underline{\quad}$

n.
 $6 + 6 = \underline{\quad}$

o.
 $16 - 7 = \underline{\quad}$

p.
 $17 - 8 = \underline{\quad}$

q.
 $5 + 9 = \underline{\quad}$

r.
 $9 + 4 = \underline{\quad}$

s.
 $14 - 8 = \underline{\quad}$

t.
 $8 - 8 = \underline{\quad}$

