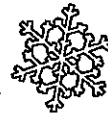




First Grade Blizzard Bag Lesson Plan



These lessons were designed to substitute a full class day of instruction. Each lesson should take anywhere from 15-30 minutes. Please assist your child in completing these activities.

Lesson 1: Reading Comprehension

1. Read Edwin Takes a Bath and answer the questions/draw Edwin.
2. Read the nonfiction text about the moon and answer the questions.

Lesson 2: Phonics:

1. Silent "e": Fill in the blanks with silent "e" words.

Lesson 3: Math

1. Iceberg Bird: Subtract and solve the riddle.

Lesson 4: Social Studies/Science


1. *Scholastic News- Green All Winter*: Read *Scholastic News* magazine and complete *A Pine Tree Grows* activity on the last page.



Name _____

Edwin Takes a Bath

Here comes Edwin the elephant.
He swings his trunk back and forth.
Edwin slurps water through his trunk.
He gives himself a bath.
Don't get me wet, Edwin!




1. What does Edwin swing?

2. Who is Edwin?

3. Who gives Edwin a bath?

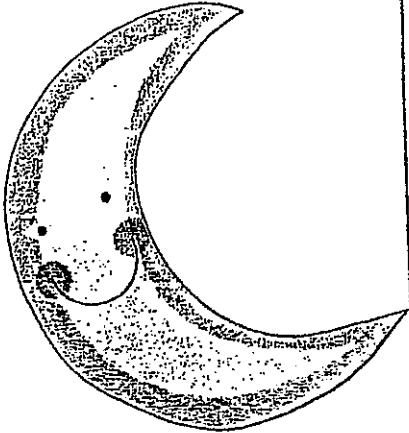
4. What does Edwin slurp?

Draw Edwin by the water bucket. Color the picture.



Name _____

Read the text below and answer the questions.



The moon travels around the Earth. It takes almost one month for the moon to get all the way around the Earth. The moon does not make its own light. We can see the moon at night because the sun's light reflects off of it. It looks like the moon changes shape in the sky because of the way the sun's light shines on it. These different shapes are called the moon phases. Take a look at the moon each night and watch it change.

1. What is this story about? _____
2. About how long does it take for the moon to travel around the Earth?

3. Does the moon give off its own light? _____
4. What makes the moon light up? _____

5. Why does the moon look like it's changing shapes? _____

Name _____

name came like
game time bike
same dime



Fill in the blanks with words.

<p>1</p>	<p>It costs one _____ .</p>
<p>2</p>	<p>What _____ is it?</p>
<p>3</p>	<p>What is your _____ ?</p>
<p>4</p>	<p>Let's play a _____ .</p>
<p>5</p>	<p>You two look the _____ .</p>

Name _____

Iceberg Bird

Subtract.

$$\begin{array}{r} 10 \\ -0 \\ \hline \end{array}$$

i

$$\begin{array}{r} 9 \\ -3 \\ \hline \end{array}$$

s

$$\begin{array}{r} 8 \\ -4 \\ \hline \end{array}$$

u

$$\begin{array}{r} 10 \\ -9 \\ \hline \end{array}$$

e

$$\begin{array}{r} 9 \\ -6 \\ \hline \end{array}$$

n

$$\begin{array}{r} 10 \\ -1 \\ \hline \end{array}$$

w

$$\begin{array}{r} 10 \\ -2 \\ \hline \end{array}$$

o

$$\begin{array}{r} 7 \\ -5 \\ \hline \end{array}$$

t

$$\begin{array}{r} 9 \\ -4 \\ \hline \end{array}$$

y

$$\begin{array}{r} 10 \\ -3 \\ \hline \end{array}$$

c



Write the matching letter above each number to solve the riddle.

Riddle:

What do you say when you meet a penguin?

Answer:

3 10 7 1 2 8 6 3 8 9 5 8 4



My Weekly Reader™

 SCHOLASTIC
NEWS

Vol. 73 No. 3 ISSN 0736-0533

Nov./Dec. 2016 • Edition 1

Go to www.scholastic.com/sn1
for tree videos,
core skills activities,
and Spanish editions.



Green All Winter

Many trees lose their leaves in the winter.
Evergreen trees stay green all winter!

My name _____

Read Aloud Together

An evergreen's leaves
are always green!

Green, Gre




In the fall, the leaves of many trees change colors. They turn red, orange, yellow, or purple. Then they fall off the trees.


But an evergreen's leaves are the same color in every season.

An evergreen's leaves are always green!

spruce



pine



Evergreen leaves come in different shapes. Some evergreen leaves are thin and long, like a pine. Other evergreen leaves are pointy.

It doesn't matter what shape the leaves are. **An evergreen's leaves are always green!**

Green Evergreens

fir



holly



come in many
green leaves are
needles. Other
are wide and

what shape the
evergreen's
leaves are
always green!



Not every part of an evergreen
tree is green. Purple **pinecones**
grow on some evergreen trees.
Brown pinecones grow on others.
The trees have brown bark and
branches.

But the leaves are always the same
color. **An evergreen's leaves
are always green!**

A Pine Tree Grows

4

1




Seeds
Pinecones grow on the tree. Seeds are inside the cones. The seeds fall.

2




Seedling
A seed sprouts. It is called a seedling.

3



Young Pine Tree
The seedling grows into a young tree.



Adult Pine Tree
The tree grows for many years. Pinecones grow on the tree.


1. What grows on a pine tree?



2. What are inside the pinecones?



3. Which photo shows a seedling?



Note: You may have seen a few brown leaves on some evergreen trees. An evergreen leaf will turn brown and die after a few years. But the whole tree is mostly green all year long!

COVER: MICHAEL DE VRIES; (BACKCOVER) GLENN DANIEL VRETT; (PAGES 1-2) ERIC STOCK; (ALL OTHER IMAGES) SHUTTERSTOCK; (PAGES 3-4) PHOTOFEST; (PAGES 5-6) SHUTTERSTOCK; (PAGES 7-8) SHUTTERSTOCK; (PAGES 9-10) SHUTTERSTOCK; (PAGES 11-12) SHUTTERSTOCK; (PAGES 13-14) SHUTTERSTOCK; (PAGES 15-16) SHUTTERSTOCK; (PAGES 17-18) SHUTTERSTOCK; (PAGES 19-20) SHUTTERSTOCK; (PAGES 21-22) SHUTTERSTOCK; (PAGES 23-24) SHUTTERSTOCK; (PAGES 25-26) SHUTTERSTOCK; (PAGES 27-28) SHUTTERSTOCK; (PAGES 29-30) SHUTTERSTOCK; (PAGES 31-32) SHUTTERSTOCK; (PAGES 33-34) SHUTTERSTOCK; (PAGES 35-36) SHUTTERSTOCK; (PAGES 37-38) SHUTTERSTOCK; (PAGES 39-40) SHUTTERSTOCK; (PAGES 41-42) SHUTTERSTOCK; (PAGES 43-44) SHUTTERSTOCK; (PAGES 45-46) SHUTTERSTOCK; (PAGES 47-48) SHUTTERSTOCK; (PAGES 49-50) SHUTTERSTOCK; (PAGES 51-52) SHUTTERSTOCK; (PAGES 53-54) SHUTTERSTOCK; (PAGES 55-56) SHUTTERSTOCK; (PAGES 57-58) SHUTTERSTOCK; (PAGES 59-60) SHUTTERSTOCK; (PAGES 61-62) SHUTTERSTOCK; (PAGES 63-64) SHUTTERSTOCK; (PAGES 65-66) SHUTTERSTOCK; (PAGES 67-68) SHUTTERSTOCK; (PAGES 69-70) SHUTTERSTOCK; (PAGES 71-72) SHUTTERSTOCK; (PAGES 73-74) SHUTTERSTOCK; (PAGES 75-76) SHUTTERSTOCK; (PAGES 77-78) SHUTTERSTOCK; (PAGES 79-80) SHUTTERSTOCK; (PAGES 81-82) SHUTTERSTOCK; (PAGES 83-84) SHUTTERSTOCK; (PAGES 85-86) SHUTTERSTOCK; (PAGES 87-88) SHUTTERSTOCK; (PAGES 89-90) SHUTTERSTOCK; (PAGES 91-92) SHUTTERSTOCK; (PAGES 93-94) SHUTTERSTOCK; (PAGES 95-96) SHUTTERSTOCK; (PAGES 97-98) SHUTTERSTOCK; (PAGES 99-100) SHUTTERSTOCK

