

# FIRST GRADE REMOTE LEARNING- MAY

Dear Families,

Welcome to the last month of remote learning for the 2019-2020 school year. We are devastated that we cannot go back to school to finish the remainder of this year and we appreciate everyone working hard to complete the remote learning assignments.

Along with Physical Education and art assignments, this remote learning packet contains 4 choice boards total (1 literacy, 1 math, 1 writing and 1 more fun). Please work with your child to complete the choice boards over the next two weeks. We ask that you complete every square on the literacy and math choice boards and complete at least half of the writing choice board. The *more fun* choice board is optional. Please initial each square after your child completes the work. We have provided blank paper in your packet for any work that needs to be written. We know that all of you are very busy and we hope that these choice boards will help your child continue to practice critical skills in a simplistic way. Children are also encouraged to log on to eSpark and RazKids periodically for extra literacy and math review.

Remember, the most important thing you can do with your child is READ daily!

We hope that you and your family have a safe and fun summer.  
Please reach out if there is anything you need.

Sincerely,  
First Grade Teachers

Mrs. Bendig- [bendigk@psarrows.com](mailto:bendigk@psarrows.com)

Mrs. Crouse – [crouseb@psarrows.com](mailto:crouseb@psarrows.com)

Mrs. Hollon- [hollonm@psarrows.com](mailto:hollonm@psarrows.com)

Mrs. Sackenheim- [sackenheimr@psarrows.com](mailto:sackenheimr@psarrows.com)

Mrs. Schmidt- [schmidtd@psarrows.com](mailto:schmidtd@psarrows.com)

# First Grade Math Choice Board

1. Draw a picture and solve: $5 + 2 + 8 = ?$	2. Line up your stuffed animals from tallest to shortest.	3. Start at 52 and count up to 120. Have an adult listen to you count.	4. Show two ways to make the number 17.
<b>Parent Initials</b> ____	<b>Parent Initials</b> ____	<b>Parent Initials</b> ____	<b>Parent Initials</b> ____
5. Draw a picture to solve: Billy went to the store and bought 10 pieces of candy every day for 5 days. How many pieces of candy did he buy at the end of the 5 days?	6. Draw how many tens and ones are in the number 53.	7. Start at 23 and count up to 120. Have an adult listen to you count.	8. Count how many windows there are in your house. Use tally marks to keep track.
<b>Parent Initials</b> ____	<b>Parent Initials</b> ____	<b>Parent Initials</b> ____	<b>Parent Initials</b> ____
9. Find two things that are taller than a pencil and two things that are shorter than a pencil.	10. Put these numbers in order from smallest to largest. 26, 10, 45, 2, 19	11. Draw a picture to solve: Jim had 17 pieces of skittles and gave some to his friend. Now he has 12 pieces left. How many pieces did he give away?	12. Draw a picture to solve: $15 - 6 = ?$
<b>Parent Initials</b> ____	<b>Parent Initials</b> ____	<b>Parent Initials</b> ____	<b>Parent Initials</b> ____
13. Draw a picture of what you are doing at 10:30 a.m.	14. Find 3 squares in your home and draw a picture of them.	15. Count how many doors are in your house. Use tally marks to keep track.	16. Put these numbers in order from largest to smallest. 62, 88, 15, 3, 44
<b>Parent Initials</b> ____	<b>Parent Initials</b> ____	<b>Parent Initials</b> ____	<b>Parent Initials</b> ____

# First Grade Literacy Choice Board

<p>1. Write three words with the long /a/ sound.</p> <p><b>Parent Initials</b> ____</p>	<p>2. Read a nonfiction book and draw a picture of what it is about.</p> <p><b>Parent Initials</b> ____</p>	<p>3. Add an e to the end of these words and draw a picture of them. glob lim mad</p> <p><b>Parent Initials</b> ____</p>	<p>4. Draw a picture of a word that has the hunk and chunk oa.</p> <p><b>Parent Initials</b> ____</p>
<p>5. Read a fiction book and draw a picture of your favorite part.</p> <p><b>Parent Initials</b> ____</p>	<p>6. Look at the word  hat  Change the vowel to make a new word.</p> <p><b>Parent Initials</b> ____</p>	<p>7. Draw a picture of the sentence:  The kids will play at the park.</p> <p><b>Parent Initials</b> ____</p>	<p>8. Draw a picture of a word that starts with each of these blends:  sl pl fl</p> <p><b>Parent Initials</b> ____</p>
<p>9. Read a book to your favorite stuffed animal.</p> <p><b>Parent Initials</b> ____</p>	<p>10. Write a sentence that ends with a question mark.  ?</p> <p><b>Parent Initials</b> ____</p>	<p>11. Write three words with the short /e/ sound.</p> <p><b>Parent Initials</b> ____</p>	<p>12. Write three words that start with <b>ch</b></p> <p><b>Parent Initials</b> ____</p>
<p>13. What vowel can go in each of these words?  b_x f_n c_t</p> <p><b>Parent Initials</b> ____</p>	<p>14. Write a noun for each category:  person place thing</p> <p><b>Parent Initials</b> ____</p>	<p>15. Act out your favorite story to an adult or sibling.</p> <p><b>Parent Initials</b> ____</p>	<p>16. Build a fort and read for 15 minutes. Ask an adult to help you build the fort.</p> <p><b>Parent Initials</b> ____</p>

# First Grade Writing Choice Board

1. Draw a picture and then write about it.  <b>Parent Initials</b> ____	2. Write a story about a dragon.  <b>Parent Initials</b> ____	3. Make a list of materials you need to build a fort.  <b>Parent Initials</b> ____	4. Make a list of your favorite books.  <b>Parent Initials</b> ____
5. Write a letter to your principal.  <b>Parent Initials</b> ____	6. Write about your favorite thing to eat for dinner.  <b>Parent Initials</b> ____	7. Write about your pets or favorite stuffed animal.  <b>Parent Initials</b> ____	8. What are three presents you want for your next birthday?  <b>Parent Initials</b> ____
9. Make a list of everyone in your family.  <b>Parent Initials</b> ____	10. What is your favorite animal and why?  <b>Parent Initials</b> ____	11. Write a letter to your teacher.  <b>Parent Initials</b> ____	12. Write about your favorite memory from school this year.  <b>Parent Initials</b> ____
13. Make a list of the ingredients you need to make smores.  <b>Parent Initials</b> ____	14. What do you want to be when you grow up and why?  <b>Parent Initials</b> ____	15. What are you most excited to do this summer?  <b>Parent Initials</b> ____	16. Write a letter to a classmate.  <b>Parent Initials</b> ____

# First Grade Fun Choice Board

## \*Optional\*

1. Paint a picture of the beach.	2. Go to the National Geographic for Kids website and learn about a new animal.	3. Play 'I Spy'	4. Go to Cosmic Kids Yoga online and find a yoga video to do with your family.
5. Build a fort with your family.	6. Exercise with your family for 15 minutes.	7. Have a family movie night with popcorn.	8. Use marshmallows and pretzel sticks to make a house.
9. Take a walk with your family.	10. Find GoNoodle on YouTube and have a dance party!	11. Bake a dessert with an adult.	12. Help your parents with yard work.
13. Use blocks to build a tall tower.	14. Have a picnic for lunch.	15. Make pizzas with your family.	16. Make a family portrait in your driveway using sidewalk chalk.

# Math Choice Board Work Mat

\*Not every square will require written work\*


# Literacy Choice Board Work Mat

\*Not every square will require written work\*


# Kindergarten & 1st Grade

## Physical Education

Remote Learning

Mrs. Rosales

Please complete this assignment **ONE** time per week.

### ● Warm Up Activity:

2 minute run (run in place, if you do not have a safe space to move)

### ● Strength, Endurance, Cardiovascular & Flexibility:

(Complete all)

10 arm circles forward	20 second butterfly stretch
10 arm circles backwards	30 second crab walk
10 jumping jacks	30 second bear crawl
20 second standing and reach for your toes	30 seconds galloping
	30 seconds skipping

### ● Activity: 25-30 minutes

You may choose any physical activity to complete this assignment.

Examples: basketball, soccer, dance, swimming, jump rope, running, walking, bike riding, jumping on trampoline, playing outside, sport practices etc.

Please have parents sign below once you have finished all of the activities.


Student Name: \_\_\_\_\_

Parent Signature: \_\_\_\_\_



Check out the Camden Primary Facebook page for new ideas everyday!







Handwriting practice lines consisting of four sets of three horizontal lines each: a solid top line, a dashed middle line, and a solid bottom line.

by \_\_\_\_\_






Handwriting practice lines consisting of solid top and bottom lines with a dashed middle line. There are five sets of these lines.

by \_\_\_\_\_






Handwriting practice lines consisting of four sets of three horizontal lines (top solid, middle dashed, bottom solid).

by \_\_\_\_\_






Handwriting practice lines consisting of solid top and bottom lines with a dashed middle line. There are five sets of these lines.

by \_\_\_\_\_






Handwriting practice lines consisting of multiple sets of solid top and bottom lines with a dashed middle line.

by \_\_\_\_\_






Handwriting practice lines consisting of four sets of three horizontal lines each: a solid top line, a dashed middle line, and a solid bottom line.

by \_\_\_\_\_






Handwriting practice lines consisting of four sets of three horizontal lines each: a solid top line, a dashed middle line, and a solid bottom line.

by \_\_\_\_\_





---



Handwriting practice lines consisting of solid top and bottom lines with a dashed middle line. There are five such sets of lines.

by \_\_\_\_\_

