

Tuesday March 24

Name _____

Measurement and Data

K.MD.1, K.MD.2



Problem Solving

STRATEGY: Guess, Check, and Revise


Lesson 3

ESSENTIAL QUESTION


How do I describe and compare objects by length, height, and weight?



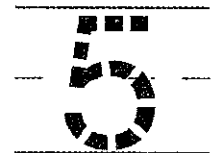
How long?



Guess, Check, and Revise



guess





check



Teacher Directions: Compare the objects. Trace the circle around the object that is longer. Then guess how many cubes long the longer object is. Write the number. Use cubes to check. Is your answer close? Trace the cubes. Trace the number.

How long?



Guess, Check, and Revise

_____	_____
_____	_____
_____	_____
guess	check




Directions: Compare the objects. Circle the object that is longer. Then guess how many cubes long the longer object is. Write the number. Use cubes to check. Is your answer close? Trace the cubes. Write the number.



Name _____

How long?





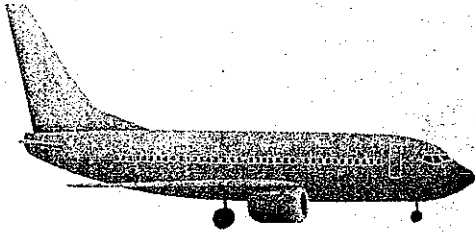
Guess, Check, and Revise

_____	_____
_____	_____
_____	_____
guess	check



Directions: Compare the objects. Circle the object that is longer. Then guess how many cubes long the longer object is. Write the number. Use cubes to check. Is your answer close? Trace the cubes. Write the number.

How long?



Guess, Check, and Revise

_____	_____
_____	_____
_____	_____
guess	check



Directions: Compare the objects. Circle the object that is longer. Then guess how many cubes long the longer object is. Write the number. Use cubes to check. Is your answer close? Trace the cubes. Write the number.

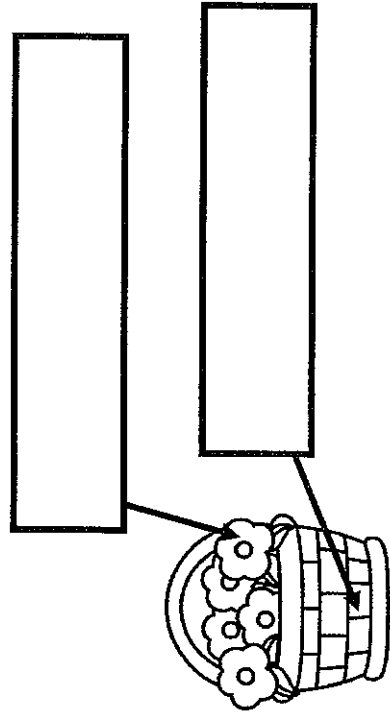

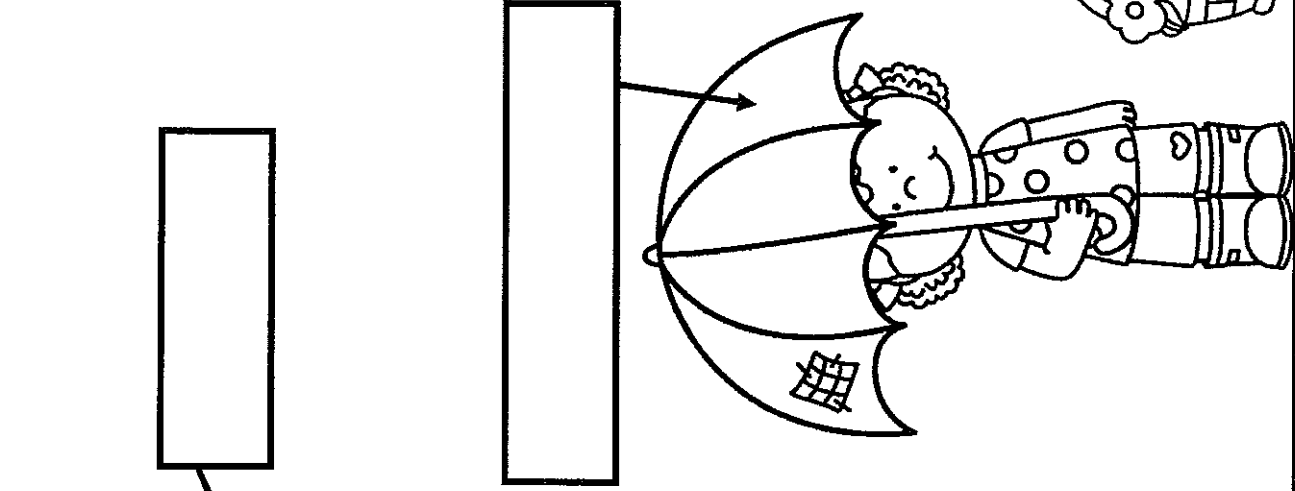
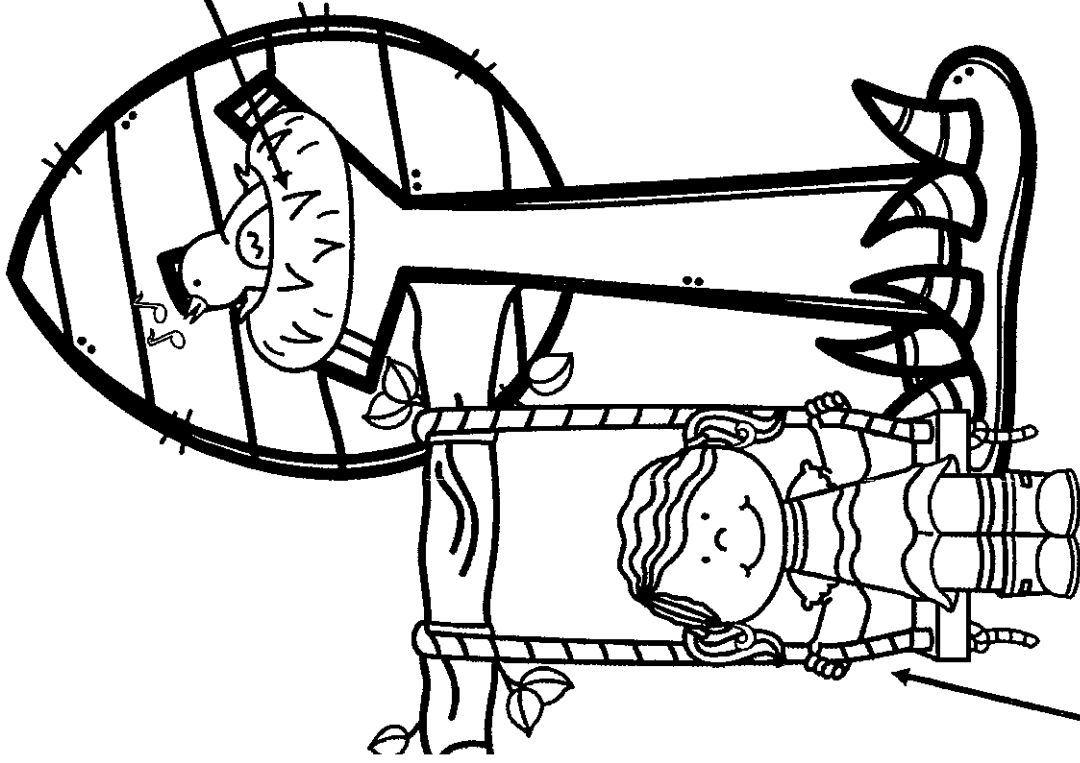
Name: _____

Date: _____

Label the Picture!

Word List

- swing
- nest
- umbrella
- kite
- flowers
- basket



Name _____



Bugs

We dug in the mud. We dug
and dug. We see a bug! Get
the jug! We tug on the bug.
We get the bug in the jug. I
hug the jug. I like bugs!

We see a _____.

- rug
- mug
- bug

We _____ in the mud.

- dug
- run
- hum

Wednesday March 25

Name _____

Measurement and Data

K.MD.1, K.MD.2

Compare Weight

Lesson 4

ESSENTIAL QUESTION



How do I describe and compare objects by length, height, and weight?



Explore and Explain





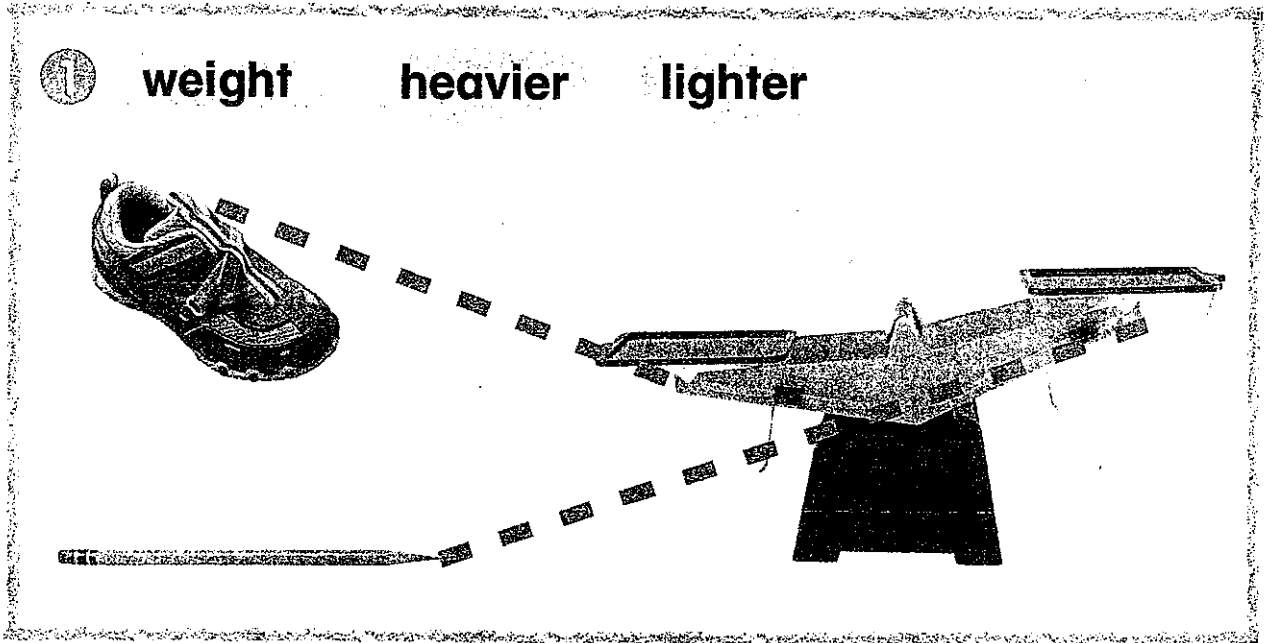
Hi!



Teacher Directions: Find two different objects in the classroom. Tell which object is heavy and which is light. Draw a picture of each object on the teeter-totter to show which object is heavy and which is light.



See and Show



Directions: 1. Compare the objects. Trace the line from each object to the place on the balance scale that shows its weight. 2–3. Compare the objects. Circle the heavier object. Draw an X on the lighter object. If the objects weigh the same, underline them.



Name _____

This ball
is light!





On My Own



4



5



6



Copyright © The McGraw-Hill Companies, Inc. (1 to 4, 6 to 8) BananaStock/PunchStock; (2) The McGraw-Hill Companies; (3) Stud!Online/Stockbyte/PictureQuest; (5) Hemera Technologies/Alamy; (6) iStockphoto.com/Scott Frazier; (7) iStockphoto.com/Scott Frazier; (8) Ryan McVay/Getty Images



Directions: 4. Compare the objects. Draw a line from each object to the place on the balance scale that shows its weight. 5–6. Compare the objects. Circle the heavier object. Draw an X on the lighter object. If the objects weigh the same, underline them.



Problem Solving



Mathematical
PRACTICE

7




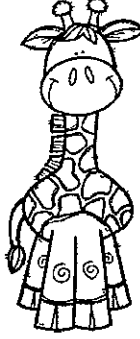


Directions: 7. Draw an X on items that are too heavy to lift. Circle the items that are light enough to carry.

Name: _____


Date: _____

Today is: Monday Tuesday Wednesday Thursday
Friday Saturday Sunday

Name some animals that live in the zoo.


<p>tiger</p> 	<p>giraffe</p> 
<p>lion</p> 	<p>monkey</p> 

Draw a Picture



Four sets of handwriting practice lines, each consisting of a solid top line, a dashed middle line, and a solid bottom line.

Name _____



Fun in the Sun

I have fun in the sun! I run
in the sun. I run and jump. I
jump in the mud. It is fun! I
swim in the sun. It is fun!
I have fun in the sun.

I have fun in the _____.

- sun
- run
- bun

I jump in the _____.

- rug
- hut
- mud